

LED Runway Touchdown Zone Light

Compliances:

- ICAO: Annex 14 - Volume I
- FAA: L-850B AC150/ 5345-46 (Current Edition) and "Engineering Brief No.67"
- IEC: TS 61827
- NATO: STANAG 3316

Manual:

- Instruction manual **UT-MT-0557**



Performances and benefits:

- 6mm protrusion: FAA Style 3 and IEC Style 4 to reduce damages to aircraft tires and snowplough blades.
- Thanks to the long life of the LEDs (60,000 hours at the top brightness step or far over 100,000 hours in normal operating conditions) the maintenance activities are extremely reduced and the safety of the airport operations is considerably increased.
- The LED emission directly ensures the correct colour. Absence of coloured filters ensures no energy losses and no colour shifts when viewed at various angles or under temperature/current variations.
- The compatibility with the existing typical AFL series circuits is complete. There is no need to replace CCRs, transformers and cables. The electronics inside makes the light output variable like a traditional halogen lamp, as indicated by the FAA "Engineering Brief No.67".
- The lights are provided with a surge protection device, as required by the FAA "Engineering Brief No.67".
- Immediate detection of an internal fault (less than 300 msec).
- The possibility of installation on existing bases gives the possibility of a progressive replacement of the existing lights.
- A new installation with LED lights means lower loads and therefore low-sized CCRs and transformers, thus allowing significant savings on installation and management.

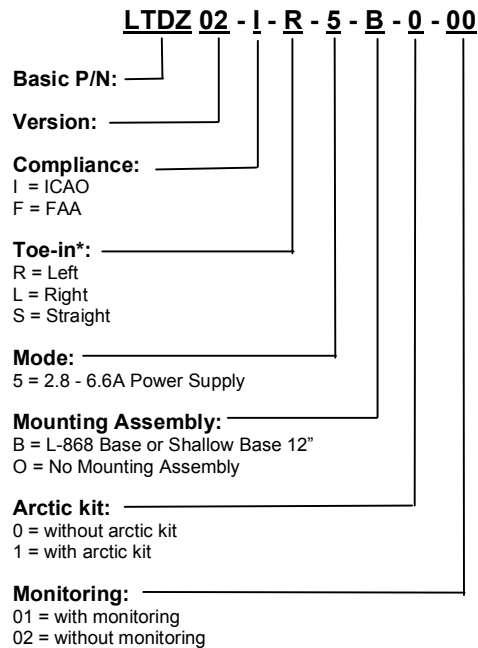
Features:

- Aluminium treated drop-forged dome and cast aluminium lower cover.
- Unidirectional 12" dia.
- The prisms are mechanically clamped to the dome by means of a mounting plate; a customized prism gasket avoids the use of sealing. Replacement is quick and easy.
- Fixture energy consumption: typically 20 VA. Arctic kit consumption: less than 40 VA.
- No optical adjustment is required after the replacement of LEDs or prisms.
- An O-ring placed outside around the dome avoids dirt deposits between light unit and mounting assembly.
- The removal of the fixture is easy thanks to the two seats provided on the dome.

Luminous Sources:

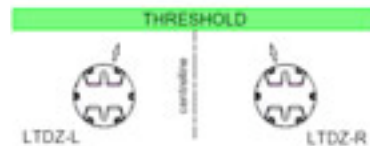
- Six LEDs.
- Customized reflector to collect the LED luminous flux and maximize the light output.

How To Order:



* Toe-in Selection

The beam aiming is not field adjustable.



Electronics:

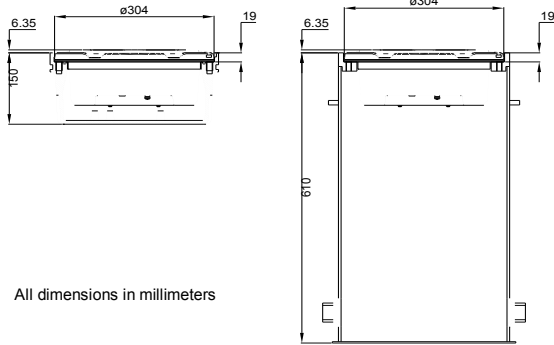
- Strong-built, highly resistant to shock and vibration.
- Light output variable **like a traditional halogen lamp**, as indicated by the FAA "Engineering Brief No.67".
- Patent pending for current/voltage conversion circuit.

Power Supply:

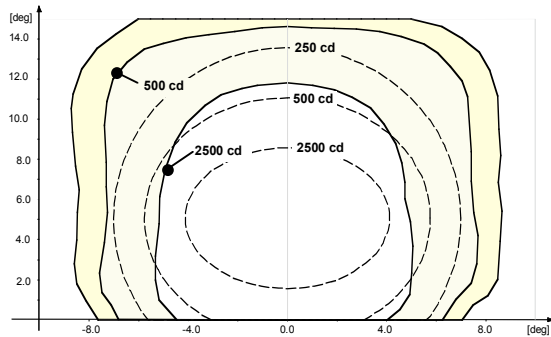
- From 20/25W up to 300W series transformer.

Base:

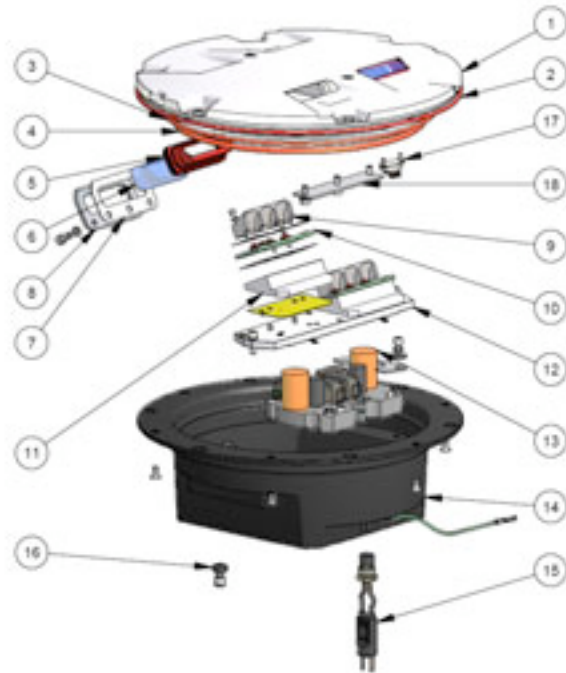
- The light unit can be directly mounted on a deep base, L-868 type, size B.



LTDZ - Typical installation



ICAO Annex 14 Fig.A2-5 and FAA for L- 850B



Accessories:

[P/N]	Description
315.1230	Base L-868, Class IA, Size B, 24" Deep*
315.1420	Flange ring with pavement dam for L-868 base, Size B, with O-Ring and bolts
332.4140	Lifting tool (2 pieces to work properly)

* Sectional bases may be required depending upon the paving technique

Shipping Weights and Volumes	
	Light Unit
Weight (Kg)	7.1
Volume (cu.m)	0.022

Renewal Parts for light unit:

[N°]	Description	[P/N]
1(*)	Aluminium treated drop-forged dome, complete with prisms and gaskets without arctic kit option	152.5355
2	O-Ring for dome	758.2016
3	O-Ring for lower cover	758.2150
4	O-Ring for lower cover	758.2140
5	Prism gasket	325.0445
6	Prism	318.1310
7	Plate gasket	325.0450
8	Mounting plate	341.1250
9	Reflector with hardware	152.5600
10	Luminous Source with accessories	152.5621
11	Luminous Source support with hardware	152.5605
12	Luminous Source mounting plate with hardware	152.5606
13	Electronics	(*)
14	Lower cover with 1 entry, complete with plug and valve	152.5360
15	FAA L-823 plug with accessories	152.6147
16	Valve for watertightness test	786.7045
17	Arctic kit thermostat	152.5500
18	Arctic kit heater	152.5525

(*) Refer to the manual UT-MT-0557 for a complete list of the available spare parts.

LED+ Airport Lighting
 8567 Coral Way, Unit 121,
 Miami, FL 33155
 Phone: (305) 790-6157

email:sales@ledairportlighting.com

Manufactured by

